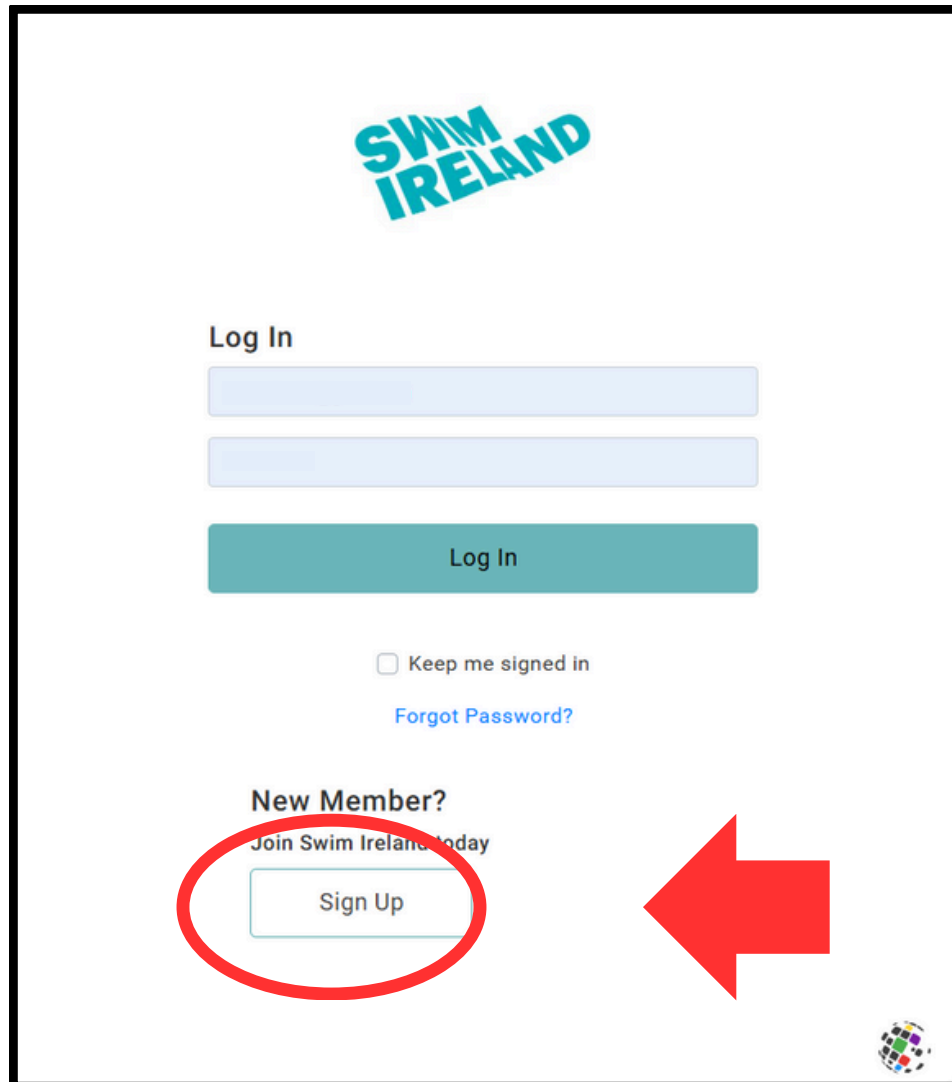


Creating a Profile

Step 1

Click on the link below and click on the button labelled Sign Up shown circled in red in the example image below.

[JustGo sign in page](#)




Creating a Profile



Step 2

Fill in all the details as shown in the example image below. Be sure to scroll down and complete each section and finally click on the Sign Up button as shown circled in red in the image below



Sign Up

First Name Last Name

Email Address

Contact Number

Date of Birth
Day Month Year

Gender
 Male Female Non-Binary Other
 Prefer not to disclose

Username

Password

Address

Country

Address Line 1

Address Line 2

Town County Post Code

These details will assist Swim Ireland to further understand our affiliated membership cohort, inform future planning, and make our sport as inclusive as possible.

Ethnicity To which of the following groups do you consider you belong?

Disability
 Yes
 No
 Prefer not to say

If answered yes, please detail the disability type
 Physical Disability
 Deafness or Partial Hearing Loss
 Vision Loss or Impairment
 Long Term Medical Condition
 Intellectual or Learning Difficulty
 Prefer not to say

I, the Parent/Guardian hereby give permission for this member to use their personal e-mail address for all correspondence *Clubs must have written permission from the Parent/Guardian prior to adding the members details. Only applies to members under the age of 18 years.

By clicking on Sign Up you agree to JustGo's [Terms and Conditions of Use](#)

To learn more about how JustGo protects your personal data please also read our [Privacy Policy](#)



Creating a Profile

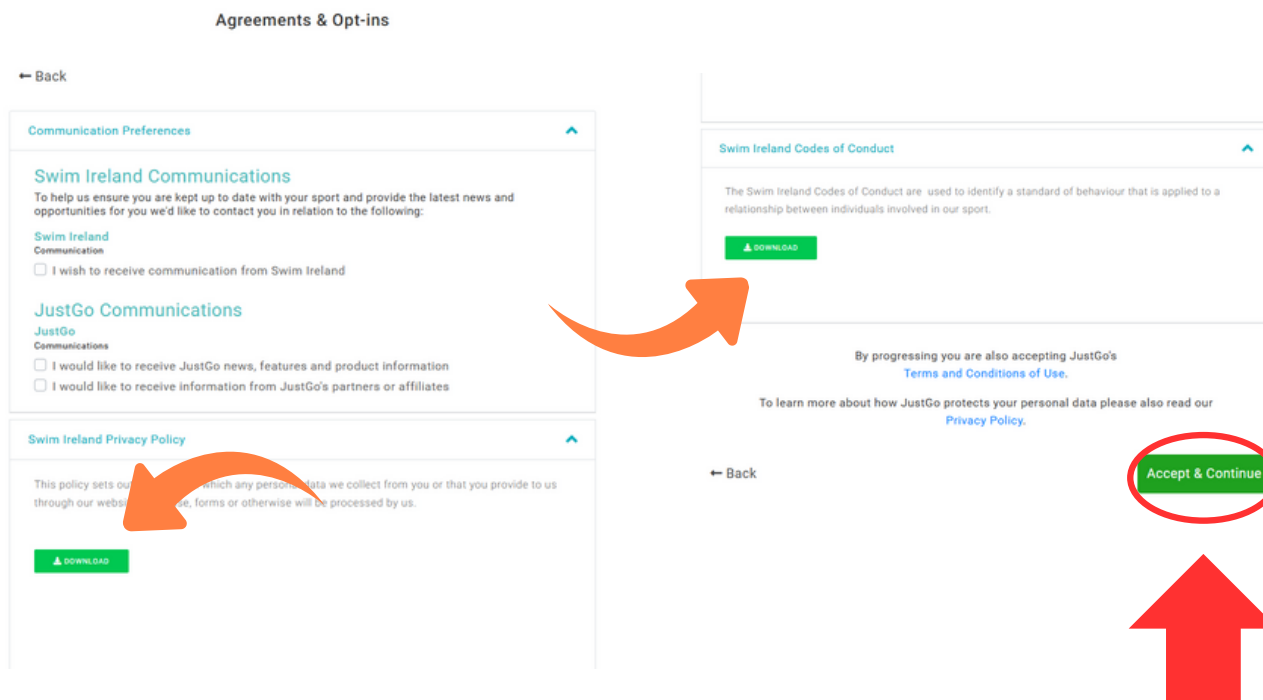
Step 3

Select the opt in options you wish to receive communications about. If you wish to receive no communications leave the check boxes blank.

We would recommend selecting the box about information from Swim Ireland in order to allow us to contact you with relevant information.

Once you have selected the communication opt ins, if you wish to download and read the agreements you are agreeing to, please click on the boxes shown by the orange arrows in the example image below.

Then click on the Accept & Continue box, circled in red in the example image below.



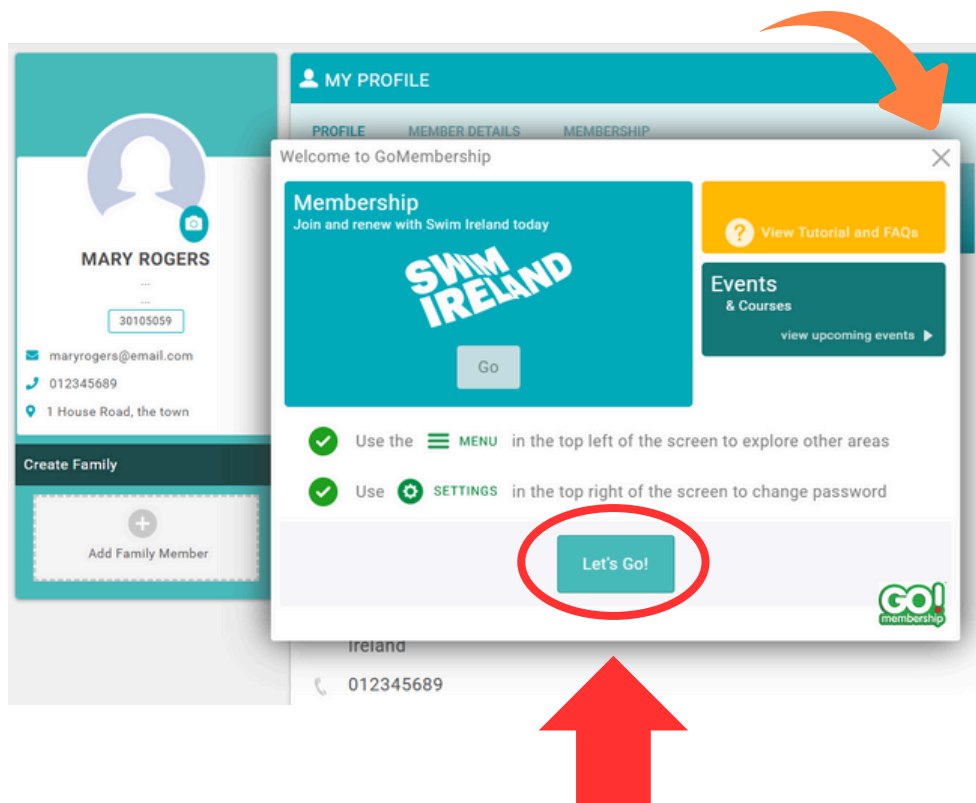
Creating a Profile

Step 4

You have now successfully created a Swim Ireland profile and account. You will be brought to your profile home page and a tutorial pup up window will appear.

If you wish to do the tutorial click on the box labelled Let's Go, circled in red in the example image below.

Otherwise click on the x in the right hand corner of the box that appears, shown by the orange arrow in the example image below.



Congratulations on your new Swim Ireland account.