



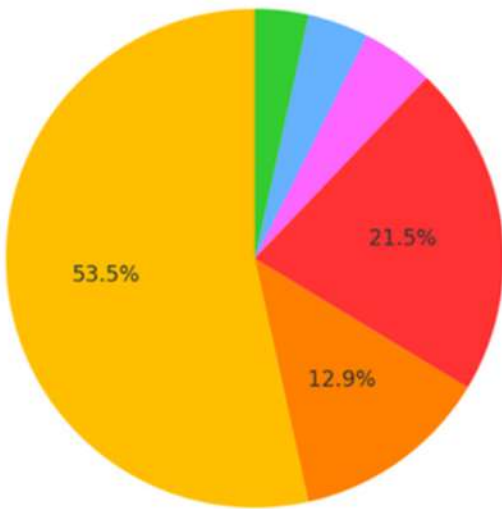
# Swimming Pool Gap Analysis Report Appendices

December 2025

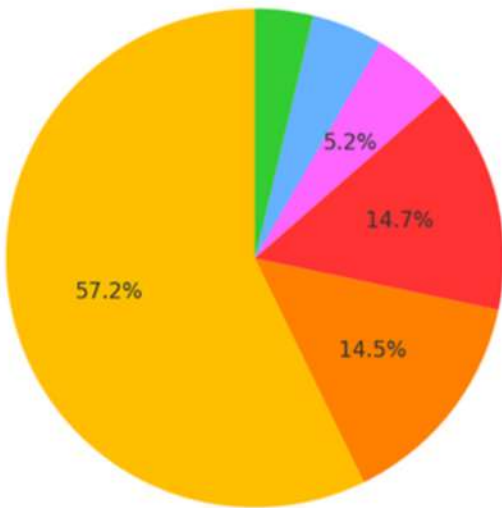
**SWIM  
IRELAND**

# Appendices

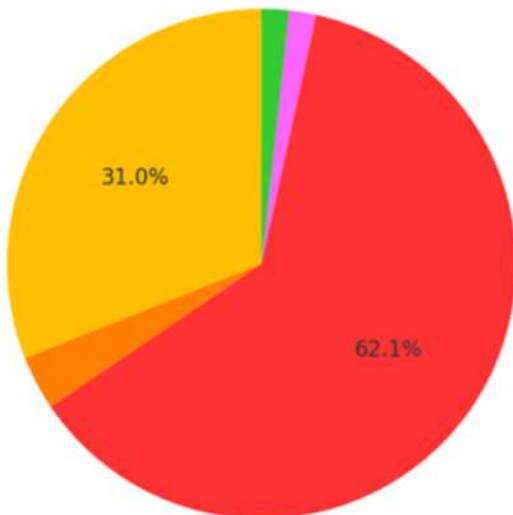
## Appendix A - Ownership Pie Charts



Categories	
Private (hotel):	216 (53.5%)
Private (non-hotel):	52 (12.9%)
Local Authority:	87 (21.5%)
Charities, Trusts and Sports Clubs:	19 (4.7%)
Other:	16 (4.0%)
Education:	14 (3.5%)



Categories	
Private (hotel):	198 (57.2%)
Private (non-hotel):	50 (14.5%)
Local Authority:	51 (14.7%)
Charities, Trusts and Sports Clubs:	18 (5.2%)
Other:	16 (4.6%)
Education:	13 (3.8%)



Categories	
Private (hotel):	18 (31.0%)
Private (non-hotel):	2 (3.4%)
Local Authority:	36 (62.1%)
Charities, Trusts and Sports Clubs:	1 (1.7%)
Other:	0 (0.0%)
Education:	1 (1.7%)

## Appendix B - Pool Construction and Refurbishment Data

Percentage of Pools Constructed	
<u>Time Period</u>	<u>Percentage</u>
In the last 5 years	2.31%
In the last 10 years	5.13%
In the last 20 years	37.95%
In the last 40 years	81.79%

Quartiles for Pools Constructed	
<u>Description</u>	<u>Year</u>
Earliest year of construction	1900
99% Constructed since	1956
75% constructed since	1990
50% constructed since	2000
25% constructed since	2006
Most recent year of construction	2023

## Appendix B - Pool Construction and Refurbishment Data

Total Pools Refurbished	
<u>Time Period</u>	<u>Percentage</u>
In the last 5 years	58.44%
In the last 10 years	79.42%
In the last 20 years	94.65%
In the last 40 years	100%

Quartiles for Pools Refurbished	
<u>Description</u>	<u>Year</u>
Earliest year of refurbishment	1986
99% refurbished since	1996
75% refurbished since	2015
50% refurbished since	2020
25% refurbished since	2023
Most recent year of refurbishment	2024

## Appendix C - Project Methodology

To gain a comprehensive understanding of the current state of swimming pool facilities across Ireland, FMG Consulting conducted a survey targeting known swimming sites, found from previous knowledge and a Google scrape. Surveys were distributed electronically to this list of swimming pool facilities across Ireland, including both public and private entities. Pool operators were given three weeks to complete the survey, with follow-up reminders sent at regular intervals to maximize response rates. The primary aim of the survey was to collect detailed information on pool usage, accessibility, infrastructure, and the programmes offered.

The survey was carefully designed to capture a wide range of data points, including:

### Facility Information

- Number and types of pools (e.g., treated water/saltwater, shape of pool 25m, 50m).
- Facility offerings (i.e, any other activities than swimming) and type of management.

### Usage and Participation

- Operating hours of pools.
- How busy the pool is at peak times.

### Programmes and Services

- Types of swimming programmes offered (e.g., learn-to-swim, competitive swimming, Aqua Aerobics).
- Availability of lessons.

### Infrastructure and Accessibility

- Accessibility features for people with disabilities.
- Recent upgrades or planned improvements.

### Energy

- How pools are heated.

## Appendix C - Project Methodology continued

### Data Collection

- It should be noted that the electronic distribution of the survey was partially successful and was supplemented with follow up home calls. This is noteworthy for future research on this theme.

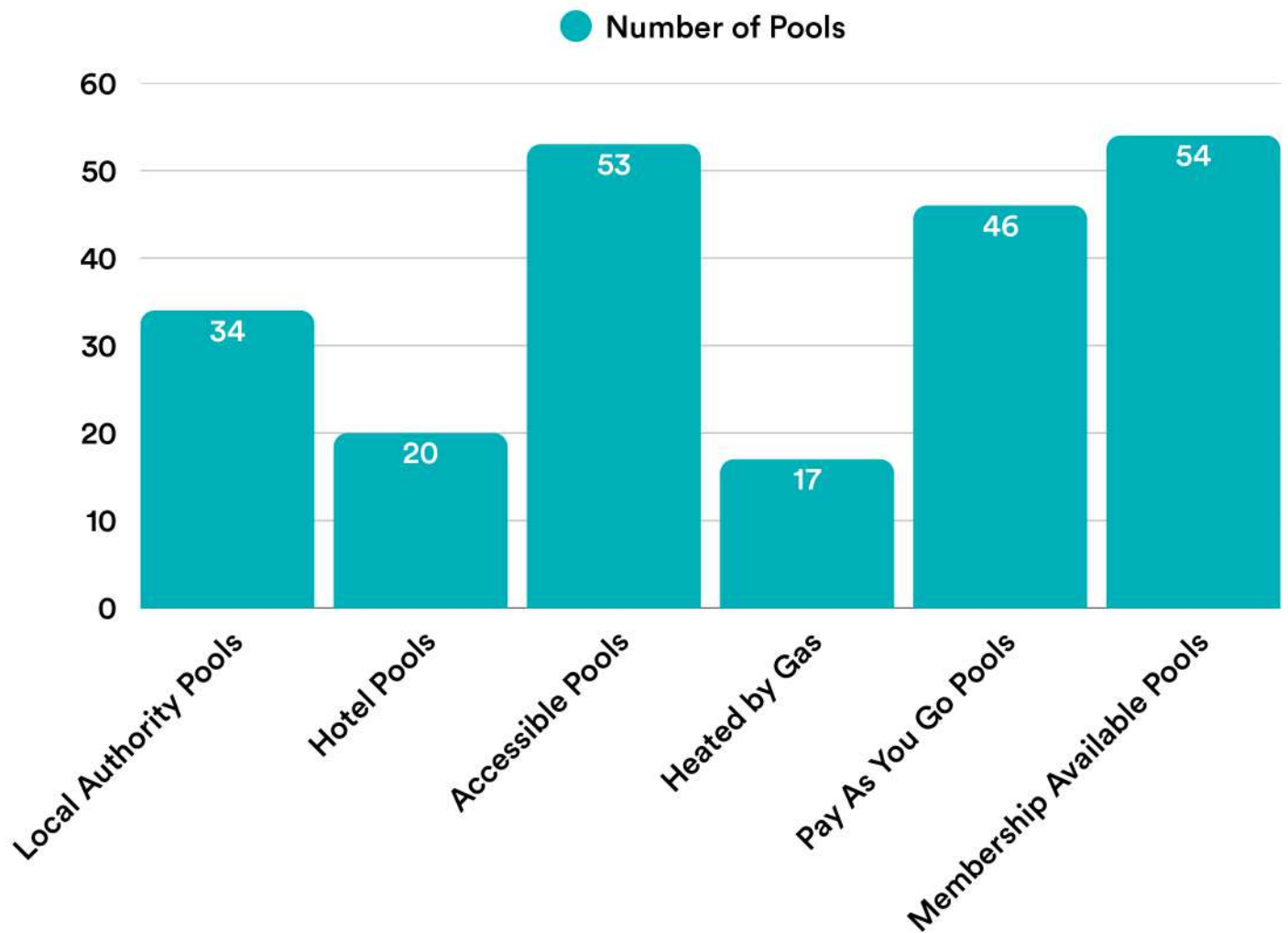
### Response Rate and Data Analysis

- 404 sites were identified for the project; 14 of these sites could not be reached to get complete information. As such the response rate is 97%.
- Hydrotherapy pools and outdoor pools were ignored for this project, as they do not relieve demand for regular swimming. The responses were analysed to identify trends and patterns in pool usage, accessibility, and programming.
- The analysis in the report is presented detailing the key findings with cross-referencing of secondary data sources, such as National Sports Participation Reports and Swim Ireland strategic documents, to provide context and illuminate the trends.

### Limitations

- While the survey provided valuable insights, there are some limitations to consider:
- Facilities with positive experiences or more resources may have been more likely to respond, potentially skewing results.
- No data: 14 sites identified provided no data for various reasons including inability to reach someone who could provide data for a site, 3 are temporarily closed, and 3 refused to complete the survey.
- Although efforts were made to reach a wide range of facilities, some smaller or more remote pools may not have been included in the survey distribution.

## Appendix D - Summary of Pool Characteristics in Northern Ireland out of 58 pools.



## Appendix E - Swimming Lesson Availability Data

### Swimming Lesson Availability per region

Percentages are given relative to the appropriate value: Explicitly:

- Percentages of facilities with a waiting list are given relative to the number of all facilities who offer swimming lessons and provided data.
- Percentages of facilities which offer swimming lessons are given relative to the number of facilities who provided data.

	Number of facilities with a waiting list					Number of facilities which offer swimming lessons				
	Private (hotel)	Private (non-hotel)	Public	Other	Total	Private (hotel)	Private (non-hotel)	Public	Other	Total
<b>Island of Ireland</b>	75%	68%	45%	76%	<b>67%</b>	76%	88%	99%	96%	<b>85%</b>
<b>Republic of Ireland</b>	77%	70%	57%	78%	<b>73%</b>	80%	87%	98%	98%	<b>86%</b>
<b>Northern Ireland</b>	25%	0%	29%	0%	<b>29%</b>	24%	100%	100%	50%	<b>75%</b>
<b>Connacht</b>	74%	75%	71%	33%	<b>71%</b>	84%	100%	100%	100%	<b>89%</b>
<b>Galway</b>	77%	50%	33%	0%	<b>67%</b>	87%	100%	100%	100%	<b>91%</b>
<b>Galway County</b>	86%		0%	0%	<b>86%</b>	88%		100%	100%	<b>91%</b>
<b>Galway City</b>	67%	50%	100%	0%	<b>67%</b>	86%	100%	100%	100%	<b>91%</b>
<b>Leitrim County</b>	100%		100%		<b>100%</b>	100%		100%		<b>100%</b>
<b>Mayo County</b>	50%		100%		<b>64%</b>	73%		100%		<b>80%</b>
<b>Roscommon County</b>	100%	100%			<b>100%</b>	100%	100%			<b>100%</b>
<b>Sligo County</b>	80%	100%		100%	<b>86%</b>	83%	100%	100%	100%	<b>89%</b>
<b>Leinster</b>	75%	63%	43%	76%	<b>66%</b>	81%	88%	100%	96%	<b>89%</b>
<b>Carlow County</b>	100%			100%	<b>100%</b>	50%			100%	<b>67%</b>
<b>Dublin</b>	73%	67%	30%	71%	<b>62%</b>	71%	88%	100%	100%	<b>90%</b>
<b>Fingal County</b>	100%	100%		100%	<b>100%</b>	75%	100%		100%	<b>92%</b>
<b>Dublin City</b>	50%	60%	33%	40%	<b>48%</b>	33%	91%	100%	100%	<b>85%</b>
<b>Dun Laoghaire-Rathdown</b>	50%	67%	0%	50%	<b>56%</b>	100%	100%	100%	100%	<b>100%</b>
<b>South Dublin County</b>	100%		50%	100%	<b>83%</b>	100%	0%	100%	100%	<b>100%</b>
<b>Kildare County</b>	50%	0%			<b>50%</b>	67%	75%		0%	<b>70%</b>
<b>Kilkenny County</b>	50%		100%		<b>60%</b>	100%		100%		<b>100%</b>
<b>Laois County</b>	67%		0%		<b>67%</b>	100%		100%	100%	<b>100%</b>
<b>Longford County</b>	100%		0%		<b>100%</b>	100%		100%		<b>100%</b>
<b>Louth County</b>	50%	33%	50%		<b>43%</b>	50%	75%	100%		<b>70%</b>
<b>Meath County</b>	100%	100%	100%		<b>100%</b>	100%	100%	100%		<b>100%</b>
<b>Offaly County</b>	100%	100%		100%	<b>100%</b>	100%	100%		100%	<b>100%</b>
<b>Westmeath County</b>	75%		0%		<b>75%</b>	100%		100%		<b>100%</b>
<b>Wexford County</b>	83%	50%	100%		<b>80%</b>	100%	100%	100%		<b>100%</b>
<b>Wicklow County</b>	100%		50%		<b>67%</b>	75%		100%		<b>88%</b>
<b>Munster</b>	85%	86%	70%	87%	<b>84%</b>	77%	78%	91%	100%	<b>81%</b>
<b>Clare County</b>	100%		0%	67%	<b>86%</b>	80%		100%	100%	<b>89%</b>
<b>Cork</b>	85%	100%	60%	100%	<b>85%</b>	77%	83%	83%	100%	<b>80%</b>
<b>Cork County</b>	86%	100%	75%	100%	<b>86%</b>	88%	100%	100%	100%	<b>91%</b>
<b>Cork City</b>	83%	100%	0%	100%	<b>91%</b>	60%	75%	50%	100%	<b>67%</b>
<b>Kerry County</b>	70%	0%	100%	100%	<b>79%</b>	65%	100%	100%	100%	<b>73%</b>
<b>Limerick City and County</b>	86%	100%	100%	100%	<b>91%</b>	100%	50%	100%	100%	<b>92%</b>
<b>Tipperary County</b>	100%		100%	100%	<b>100%</b>	67%		100%	100%	<b>77%</b>
<b>Waterford City and County</b>	86%			50%	<b>78%</b>	88%			100%	<b>90%</b>
<b>Ulster</b>	50%	67%	33%	50%	<b>41%</b>	56%	100%	100%	75%	<b>79%</b>
<b>Northern Ireland</b>	25%	0%	29%	0%	<b>29%</b>	24%	100%	100%	50%	<b>75%</b>
<b>Cavan County</b>	50%		100%		<b>67%</b>	100%		100%	100%	<b>100%</b>
<b>Donegal County</b>	55%	100%	100%	100%	<b>67%</b>	79%	100%	100%	100%	<b>83%</b>
<b>Monaghan County</b>	67%				<b>67%</b>	100%		100%		<b>100%</b>

## Appendix E - Swimming Lesson Availability Data

### Children's Lesson Provision by region

The percentage of facilities per region which offer children's swimming lessons. Values are given as a percentage of those who answered the granular questions on lesson provision.

	Number of facilities which offer children's swimming lessons					Number of facilities which offer children's swimming lessons internally					Number of facilities which offer children's swimming lessons externally				
	Private (hotel)	Private (non-hotel)	Public	Other	Total	Private (hotel)	Private (non-hotel)	Public	Other	Total	Private (hotel)	Private (non-hotel)	Public	Other	Total
<b>Ireland</b>	70%	79%	97%	96%	78%	56%	74%	97%	78%	67%	25%	9%	5%	26%	20%
<b>Republic of Ireland</b>	76%	79%	95%	100%	81%	62%	76%	95%	81%	69%	27%	6%	9%	29%	22%
Northern Ireland	24%	100%	100%	50%	60%	12%	0%	100%	50%	53%	12%	100%	0%	0%	17%
<b>Connacht</b>	79%	100%	100%	100%	85%	72%	100%	100%	50%	77%	24%	0%	0%	50%	26%
Galway	85%	100%	100%	100%	90%	77%	100%	100%	50%	80%	15%	0%	0%	50%	20%
Galway County	83%		100%	100%	89%	83%		100%	0%	88%	0%		0%	100%	100%
Galway City	86%	100%	100%	100%	91%	71%	100%	100%	100%	82%	29%	0%	0%	0%	29%
Leitrim County	100%		100%		100%	100%		100%		100%	0%		0%		
Mayo County	67%		100%		70%	67%		100%		70%	33%		0%		33%
Roscommon County	100%	100%			100%	100%	100%			100%	25%	0%			25%
Sligo County	50%				50%	0%					50%				50%
<b>Leinster</b>	73%	78%	100%	100%	81%	51%	74%	100%	80%	67%	39%	9%	10%	20%	25%
Carlow County															
Dublin	57%	67%	100%	100%	73%	36%	67%	100%	78%	59%	29%	0%	50%	22%	28%
Fingal County	67%	100%		100%	88%	67%	100%		100%	88%	0%	0%		0%	
Dublin City	40%	50%	100%	100%	61%	40%	50%	100%	33%	50%	20%	0%	50%	67%	40%
Dun Laoghaire-Rathdown	75%	100%		100%	88%	25%	100%		100%	63%	50%	0%		0%	50%
South Dublin County	50%			100%	67%	0%			100%	100%	50%			0%	50%
Kildare County	67%	100%			71%	50%	100%			57%	33%	100%			43%
Kilkenny County	100%				100%	67%				67%	100%				100%
Laos County	100%		100%		100%	50%		100%		67%	100%		0%		100%
Longford County	100%		100%		100%	0%		100%		100%	100%		0%		100%
Louth County	50%	75%	100%		70%	50%	50%	100%		60%	0%	25%	0%		25%
Meath County	100%	100%			100%	50%	100%			80%	50%	0%			50%
Offaly County	100%	100%		100%	100%	100%	100%		100%	100%	33%	0%		0%	33%
Westmeath County			100%		100%			100%		100%			0%		
Wexford County	100%	100%	100%		100%	80%	100%	100%		89%	40%	0%	0%		40%
Wicklow County	0%		100%		100%	0%		100%		100%	0%		0%		
<b>Munster</b>	75%	60%	83%	100%	77%	67%	60%	83%	89%	70%	18%	0%	17%	33%	20%
Clare County	67%		100%	100%	83%	33%		100%	100%	67%	33%		100%	0%	50%
Cork	75%	67%	67%		72%	75%	67%	67%		72%	0%	0%	0%		
Cork County	88%	100%	100%		90%	88%	100%	100%		90%	0%	0%	0%		
Cork City	50%	50%	50%		50%	50%	50%	50%		50%	0%	0%	0%		
Kerry County	65%	100%		100%	71%	53%	100%		100%	62%	18%	0%		0%	18%
Limerick City and County	100%	0%		100%	100%	100%	0%		50%	86%	20%	0%		100%	43%
Tipperary County	67%		100%	100%	78%	50%		100%	100%	67%	33%		0%	0%	33%
Waterford City and County	88%			100%	89%	88%			100%	89%	25%			100%	33%
<b>Ulster</b>	52%	100%	100%	50%	69%	33%	67%	100%	50%	56%	21%	33%	0%	0%	22%
Northern Ireland	24%	100%	100%	50%	60%	12%	0%	100%	50%	53%	12%	100%	0%	0%	17%
Cavan County	100%				100%	100%				100%	0%				
Donegal County	75%	100%	100%		80%	42%	100%	100%		53%	33%	0%	0%		33%
Monaghan County	100%				100%	100%				100%	50%				50%

## Appendix E - Swimming Lesson Availability Data

### Adult Lesson Provision by region

The percentage of facilities per region which offer adult swimming lessons. Values are given as a percentage of those who answered the granular questions on lesson provision.

	Number of facilities which offer adult swimming lessons					Number of facilities which offer adult swimming lessons internally					Number of facilities which offer adult swimming lessons externally				
	Private (hotel)	Private (non-hotel)	Public	Other	Total	Private (hotel)	Private (non-hotel)	Public	Other	Total	Private (hotel)	Private (non-hotel)	Public	Other	Total
Island of Ireland	60%	85%	95%	91%	72%	48%	79%	95%	74%	62%	23%	9%	3%	17%	17%
Republic of Ireland	66%	85%	91%	95%	74%	53%	82%	91%	76%	64%	24%	6%	5%	19%	19%
Northern Ireland	18%	100%	100%	50%	57%	6%	0%	100%	50%	50%	12%	100%	0%	0%	17%
Connacht	62%	100%	100%	100%	72%	52%	100%	100%	50%	62%	17%	0%	0%	50%	19%
Galway	77%	100%	100%	100%	85%	69%	100%	100%	50%	75%	8%	0%	0%	50%	13%
Galway County	67%		100%	100%	78%	67%		100%	0%	75%	0%		0%	100%	100%
Galway City	86%	100%	100%	100%	91%	71%	100%	100%	100%	82%	14%	0%	0%	0%	14%
Leitrim County	0%		100%		100%	0%		100%		100%	0%		0%		
Mayo County	56%		100%		60%	44%		100%		50%	22%		0%		22%
Roscommon County	50%	100%			60%	50%	100%			60%	25%	0%			25%
Sligo County	50%				50%	0%					50%				50%
Leinster	71%	91%	100%	100%	83%	51%	87%	100%	80%	70%	37%	9%	0%	20%	26%
Carlow County															
Dublin	64%	92%	100%	100%	84%	43%	92%	100%	78%	70%	29%	0%	0%	22%	26%
Fingal County	67%	100%	100%	100%	88%	67%	100%		100%	88%	0%	0%		0%	
Dublin City	40%	88%	100%	100%	78%	40%	88%	100%	33%	67%	20%	0%	0%	67%	38%
Dun Laoghaire-Rathdown	100%	100%		100%	100%	50%	100%		100%	75%	50%	0%		0%	50%
South Dublin County	50%			100%	67%	0%			100%	100%	50%			0%	50%
Kildare County	50%	100%			57%	50%	100%			57%	17%	100%			29%
Kilkenny County	100%				100%	67%				67%	100%				100%
Laois County	100%		100%		100%	50%		100%		67%	100%		0%		100%
	Number of facilities which offer adult swimming lessons					Number of facilities which offer adult swimming lessons internally					Number of facilities which offer adult swimming lessons externally				
	Private (hotel)	Private (non-hotel)	Public	Other	Total	Private (hotel)	Private (non-hotel)	Public	Other	Total	Private (hotel)	Private (non-hotel)	Public	Other	Total
Longford County	100%		100%		100%	0%		100%		100%	100%		0%		100%
Louth County	25%	75%	100%		60%	25%	50%	100%		50%	0%	25%	0%		25%
Meath County	100%	100%			100%	50%	100%			80%	50%	0%			50%
Offaly County	100%	100%		100%	100%	100%	100%		100%	100%	33%	0%		0%	33%
Westmeath County			100%		100%			100%		100%			0%		
Wexford County	100%	100%	100%		100%	80%	100%	100%		89%	40%	0%	0%		40%
Wicklow County	0%		100%		100%	0%		100%		100%	0%		0%		
Munster	65%	60%	67%	89%	68%	61%	60%	67%	78%	63%	16%	0%	17%	11%	15%
Clare County	67%		100%	100%	83%	33%		100%	100%	67%	33%		100%	0%	50%
Cork	75%	67%	67%		72%	75%	67%			72%	0%	0%	0%		
Cork County	75%	100%	100%		80%	75%	100%	100%		80%	0%	0%	0%		
Cork City	75%	50%	50%		63%	75%	50%	50%		63%	0%	0%	0%		
Kerry County	59%	100%		67%	62%	53%	100%		67%	57%	12%	0%		0%	12%
Limerick City and County	80%	0%		100%	86%	80%	0%		50%	71%	20%	0%		50%	29%
Tipperary County	33%		50%	100%	44%	33%		50%	100%	44%	33%		0%	0%	33%
Waterford City and County	75%			100%	78%	75%			100%	78%	25%			0%	25%
Ulster	39%	67%	100%	50%	59%	21%	33%	100%	50%	46%	21%	33%	0%	0%	22%
Northern Ireland	18%	100%	100%	50%	57%	6%	0%	100%	50%	50%	12%	100%	0%	0%	17%
Cavan County	50%				50%	50%				50%	0%				
Donegal County	58%	50%	100%		60%	25%	50%	100%		33%	33%	0%	0%		33%
Monaghan County	100%				100%	100%				100%	50%				50%

## Appendix F - Sites and Pool Area per region

	Number of pools				Pool Area [thousand m <sup>2</sup> ]				Population [thousand]	Pool Space per Thousand People [m <sup>2</sup> ]			
	Private	Public	Other	Total	Private	Public	Other	Total		Private	Public	Other	Total
<b>Island of Ireland</b>	268	87	49	404	48	34	16	98	7052	6.8	4.8	2.3	13.9
<b>Republic of Ireland</b>	248	51	47	346	45	17	15	78	5149	8.8	3.3	3.0	15.1
<b>Northern Ireland</b>	20	36	2	58	2.5	17	0.68	20	1903	1.3	9.0	0.4	10.7

	Number of pools				Pool Area [thousand m <sup>2</sup> ]				Population [thousand]	Pool Space per Thousand People [m <sup>2</sup> ]			
	Private	Public	Other	Total	Private	Public	Other	Total		Private	Public	Other	Total
<b>Munster</b>	85	11	15	111	14	3.6	4.8	22	1373	10.2	2.6	3.5	16.3
<b>Clare County</b>	6	1	3	10	0.55	0.38	0.76	1.7	128	4.3	2.9	5.9	13.1
<b>Cork</b>	32	6	3	41	6.1	1.8	0.63	8.5	584	10.4	3.1	1.1	14.6
<b>Cork County</b>	18	4	1	23	3	1.2	0.083	4.3	360	8.4	3.4	0.2	12.1
<b>Cork City</b>	14	2	2	18	3.1	0.56	0.55	4.2	224	13.7	2.5	2.4	18.6
<b>Kerry County</b>	20	1	3	24	2.7	0.31	0.65	3.7	156	17.5	2.0	4.1	23.6
<b>Limerick City and County</b>	10	1	2	13	1.8	0.35	1.7	3.9	210	8.6	1.7	8.1	18.4
<b>Tipperary County</b>	9	2	2	13	1.6	0.79	0.57	2.9	168	9.3	4.7	3.4	17.4
<b>Waterford City and County</b>	8	0	2	10	1.2	0	0.51	1.7	127	9.6	0.0	4.0	13.6
<b>Ulster</b>	43	39	4	86	6.3	18	1.1	26	2217	2.8	8.2	0.5	11.5
<b>Northern Ireland</b>	20	36	2	58	2.5	17	0.68	20	1903	1.3	9.0	0.4	10.7
<b>Cavan County</b>	2	1	1	4	0.43	0.31	0.2	0.93	82	5.2	3.7	2.4	11.4
<b>Donegal County</b>	18	1	1	20	2.9	0.4	0.23	3.5	167	17.2	2.4	1.3	20.9
<b>Monaghan County</b>	3	1	0	4	0.48	0.37	0	0.85	65	7.3	5.7	0.0	13.0

	Number of pools				Pool Area [thousand m <sup>2</sup> ]				Population [thousand]	Pool Space per Thousand People [m <sup>2</sup> ]			
	Private	Public	Other	Total	Private	Public	Other	Total		Private	Public	Other	Total
<b>Connacht</b>	43	9	3	55	7	3.7	0.76	11	589	11.9	6.3	1.3	19.4
<b>Galway</b>	19	3	2	24	3.4	1.7	0.62	5.7	276	12.3	6.1	2.2	20.7
<b>Galway County</b>	10	2	1	13	1.5	0.76	0.24	2.5	191	7.9	4.0	1.3	13.1
<b>Galway City</b>	9	1	1	11	1.9	0.94	0.38	3.2	86	22.1	10.9	4.4	37.4
<b>Leitrim County</b>	1	1	0	2	0.054	0.4	0	0.45	35	1.5	11.3	0.0	12.8
<b>Mayo County</b>	11	4	0	15	1.8	1.4	0	3.2	137	13.3	10.2	0.0	23.5
<b>Roscommon County</b>	5	0	0	5	1	0	0	1	70	14.4	0.0	0.0	14.4
<b>Sligo County</b>	7	1	1	9	0.72	0.2	0.14	1.1	70	10.2	2.8	2.1	15.1
<b>Leinster</b>	97	28	27	152	20	8.6	9.4	38	2870	7.1	3.0	3.3	13.4
<b>Carlow County</b>	2	0	1	3	0.48	0	0.3	0.78	62	7.8	0.0	4.8	12.6
<b>Dublin</b>	35	14	22	71	7.9	4	8.4	20	1458	5.4	2.7	5.7	13.9
<b>Fingal County</b>	6	0	6	12	1.1	0	3	4.1	331	3.4	0.0	9.0	12.4
<b>Dublin City</b>	18	8	8	34	5	2	2.6	9.7	593	8.5	3.4	4.4	16.3
<b>Dun Laoghaire-Rathdown</b>	7	4	5	16	1.2	1.1	2	4.3	233	5.0	4.9	8.7	18.6
<b>South Dublin County</b>	4	2	3	9	0.62	0.85	0.7	2.2	301	2.1	2.8	2.3	7.2
<b>Kildare County</b>	12	0	1	13	2.8	0	0	2.8	248	11.4	0.0	0.0	11.4
<b>Kilkenny County</b>	5	1	0	6	0.77	0.3	0	1.1	104	7.4	2.9	0.0	10.3
<b>Laois County</b>	5	1	1	7	0.8	0.23	0.3	1.3	92	8.7	2.5	3.3	14.5
<b>Longford County</b>	2	1	0	3	0.56	0.3	0	0.86	47	12.1	6.4	0.0	18.5
<b>Louth County</b>	8	2	0	10	1.5	0.8	0	2.3	140	10.4	5.7	0.0	16.1
<b>Meath County</b>	7	1	0	8	1.6	0.27	0	1.9	221	7.4	1.2	0.0	8.7
<b>Offaly County</b>	4	0	2	6	1.1	0	0.48	1.6	83	13.5	0.0	5.7	19.2
<b>Westmeath County</b>	5	1	0	6	0.81	0.24	0	1	96	8.4	2.5	0.0	10.9
<b>Wexford County</b>	8	3	0	11	1.4	1	0	2.4	164	8.7	6.1	0.0	14.8
<b>Wicklow County</b>	4	4	0	8	0.62	1.5	0	2.1	156	4.0	9.3	0.0	13.3

## Appendix G - Swimming Lesson Availability Data

Average distances are calculated by assigning each cell in a grid of square kilometres a population based on the most recent censuses, determining the distance between each cell and its nearest pool of the correct specification, and calculating the average distance weighted by population.

Percentages represent the percentage of the population of a region which is within a radius of pool of the correct specification.

### Appendix G.1 - Distances to nearest pool

	Average distance [km]	Within 0.5km	Within 1km	Within 2km	Within 3km	Within 5km	Within 10km	Within 20km
<b>Island of Ireland</b>	5	8%	24%	48%	56%	66%	82%	98%
<b>Republic of Ireland</b>	5	9%	27%	50%	57%	66%	81%	98%
<b>Northern Ireland</b>	5	5%	18%	42%	54%	66%	86%	99%
<b>Connacht</b>	8	7%	20%	34%	39%	46%	64%	90%
<b>Galway</b>	7	9%	25%	43%	48%	53%	69%	91%
<b>Galway County</b>	10	4%	10%	20%	25%	33%	55%	88%
<b>Galway City</b>	1	22%	61%	97%	100%	100%	100%	100%
<b>Leitrim County</b>	9	2%	8%	11%	17%	28%	52%	97%
<b>Mayo County</b>	9	5%	12%	25%	32%	39%	62%	89%
<b>Roscommon County</b>	11	3%	9%	20%	24%	31%	51%	80%
<b>Sligo County</b>	7	10%	28%	39%	43%	54%	73%	90%
<b>Leinster</b>	4	11%	32%	60%	68%	76%	88%	100%
<b>Carlow County</b>	7	7%	13%	37%	47%	54%	68%	98%
<b>Dublin</b>	2	16%	44%	81%	90%	95%	98%	100%
<b>Fingal County</b>	3	7%	20%	54%	70%	80%	90%	100%
<b>Dublin City</b>	1	25%	63%	95%	99%	100%	100%	100%
<b>Dun Laoghaire-Rathdown</b>	1	15%	50%	91%	99%	100%	100%	100%
<b>South Dublin County</b>	2	9%	30%	76%	89%	99%	100%	100%
<b>Kildare County</b>	4	5%	22%	40%	47%	69%	92%	100%
	Average distance [km]	Within 0.5km	Within 1km	Within 2km	Within 3km	Within 5km	Within 10km	Within 20km
<b>Kilkenny County</b>	7	7%	21%	33%	37%	46%	68%	100%
<b>Laois County</b>	7	8%	24%	37%	43%	48%	72%	98%
<b>Longford County</b>	10	9%	17%	24%	26%	32%	48%	95%
<b>Louth County</b>	4	6%	23%	52%	61%	69%	84%	100%
<b>Meath County</b>	5	5%	16%	33%	41%	60%	86%	99%
<b>Offaly County</b>	8	8%	16%	29%	35%	41%	60%	100%
<b>Westmeath County</b>	7	7%	19%	38%	44%	49%	68%	99%
<b>Wexford County</b>	6	7%	18%	35%	39%	46%	71%	100%
<b>Wicklow County</b>	5	7%	21%	47%	57%	63%	78%	98%
<b>Munster</b>	6	7%	23%	43%	50%	60%	77%	98%
<b>Clare County</b>	6	4%	17%	31%	40%	54%	74%	98%
<b>Cork</b>	5	9%	28%	48%	56%	66%	82%	98%
<b>Cork County</b>	7	3%	12%	27%	34%	47%	70%	97%
<b>Cork City</b>	1	19%	54%	83%	91%	98%	100%	100%
<b>Kerry County</b>	8	9%	21%	33%	37%	44%	62%	92%
<b>Limerick City and County</b>	6	6%	21%	41%	51%	60%	76%	99%
<b>Tipperary County</b>	6	3%	16%	32%	40%	47%	76%	100%
<b>Waterford City and County</b>	4	6%	28%	59%	64%	70%	84%	98%
<b>Ulster</b>	5	5%	17%	38%	50%	61%	83%	99%
<b>Northern Ireland</b>	5	5%	18%	42%	54%	66%	86%	99%
<b>Cavan County</b>	9	2%	7%	16%	21%	29%	54%	98%
<b>Donegal County</b>	7	3%	10%	22%	31%	42%	74%	95%
<b>Monaghan County</b>	9	6%	14%	20%	22%	29%	55%	100%

## Appendix G - Swimming Lesson Availability Data

### Appendix G.2 - Distances to nearest pool which has no waiting list for swimming lessons

	Average distance [km]	Within 1km	Within 2km	Within 5km	Within 10km	Within 20km	Within 100km
<b>Island of Ireland</b>	11	9%	23%	41%	58%	79%	93%
<b>Republic of Ireland</b>	12	8%	20%	38%	54%	77%	92%
<b>Northern Ireland</b>	9	12%	29%	50%	68%	87%	96%
<b>Connacht</b>	17	7%	16%	26%	37%	60%	84%
<b>Galway</b>	11	13%	29%	44%	59%	82%	93%
Galway County	15	5%	10%	20%	41%	75%	90%
Galway City	2	33%	72%	100%	100%	100%	100%
Leitrim County	27	0%	0%	0%	3%	20%	57%
Mayo County	17	4%	10%	18%	28%	59%	90%
Roscommon County	25	0%	2%	10%	20%	35%	61%
Sligo County	26	0%	0%	2%	4%	20%	73%
<b>Leinster</b>	9	10%	26%	50%	68%	86%	96%
Carlow County	22	0%	0%	0%	0%	51%	95%
Dublin	4	15%	37%	72%	94%	99%	100%
Fingal County	9	0%	6%	15%	73%	96%	100%
Dublin City	2	27%	59%	92%	100%	100%	100%
Dun Laoghaire-Rathdown	2	25%	55%	100%	100%	100%	100%
South Dublin County	4	3%	16%	77%	100%	100%	100%
Kildare County	9	6%	15%	28%	61%	97%	100%
Kilkenny County	9	6%	20%	40%	57%	96%	100%
Laois County	10	9%	22%	31%	50%	90%	99%
Longford County	10	7%	22%	31%	47%	92%	100%
Louth County	6	9%	31%	57%	80%	100%	100%
Meath County	18	0%	2%	9%	18%	54%	89%
Offaly County	26	0%	0%	0%	0%	14%	82%
Westmeath County	9	12%	30%	46%	56%	93%	100%
Wexford County	25	3%	9%	12%	19%	32%	62%
Wicklow County	10	8%	19%	34%	56%	83%	100%
	Average distance [km]	Within 1km	Within 2km	Within 5km	Within 10km	Within 20km	Within 100km
<b>Munster</b>	17	5%	12%	23%	34%	64%	85%
Clare County	14	7%	15%	25%	33%	74%	94%
Cork	12	7%	17%	34%	50%	76%	95%
Cork County	18	2%	6%	8%	20%	61%	91%
Cork City	3	15%	36%	76%	100%	100%	100%
Kerry County	20	2%	2%	5%	13%	47%	89%
Limerick City and County	17	1%	1%	3%	11%	73%	93%
Tipperary County	37	0%	0%	0%	0%	1%	21%
Waterford City and County	8	8%	32%	54%	69%	90%	99%
<b>Ulster</b>	9	11%	26%	46%	64%	85%	96%
<i>Northern Ireland</i>	9	12%	29%	50%	68%	87%	96%
Cavan County	16	2%	8%	18%	30%	62%	93%
Donegal County	12	2%	8%	20%	47%	83%	94%
Monaghan County	14	3%	8%	18%	32%	66%	100%

## Appendix G - Swimming Lesson Availability Data

### Appendix G.3 - Distances to nearest 50m pool

	Average distance [km]	Within 10km	Within 25km	Within 50km	Within 100km
<b>Island of Ireland</b>	43	25%	45%	63%	91%
<b>Republic of Ireland</b>	51	27%	37%	52%	87%
<b>Northern Ireland</b>	22	19%	68%	95%	100%
<b>Connacht</b>	105	0%	0%	1%	47%
<b>Galway</b>	80	0%	0%	3%	90%
<b>Galway County</b>	82	0%	0%	4%	86%
<b>Galway City</b>	76	0%	0%	0%	100%
<b>Leitrim County</b>	107	0%	0%	0%	28%
<b>Mayo County</b>	142	0%	0%	0%	0%
<b>Roscommon County</b>	113	0%	0%	0%	25%
<b>Sligo County</b>	119	0%	0%	0%	2%
<b>Leinster</b>	31	44%	57%	73%	96%
<b>Carlow County</b>	73	0%	0%	0%	99%
<b>Dublin</b>	6	84%	98%	100%	100%
<b>Fingal County</b>	10	59%	90%	100%	100%
<b>Dublin City</b>	4	100%	100%	100%	100%
<b>Dun Laoghaire-Rathdown</b>	5	93%	100%	100%	100%
<b>South Dublin County</b>	8	75%	100%	100%	100%
<b>Kildare County</b>	31	6%	38%	87%	100%
<b>Kilkenny County</b>	91	0%	0%	0%	82%
<b>Laois County</b>	72	0%	0%	0%	100%
<b>Longford County</b>	97	0%	0%	0%	57%
<b>Louth County</b>	46	0%	0%	62%	100%
<b>Meath County</b>	31	5%	28%	91%	100%
<b>Offaly County</b>	68	0%	0%	14%	100%
<b>Westmeath County</b>	74	0%	0%	5%	100%
	Average distance [km]	Within 10km	Within 25km	Within 50km	Within 100km
<b>Wexford County</b>	98	0%	0%	0%	47%
<b>Wicklow County</b>	33	0%	41%	79%	100%
<b>Munster</b>	70	9%	15%	29%	84%
<b>Clare County</b>	35	9%	32%	78%	100%
<b>Cork</b>	89	0%	0%	3%	83%
<b>Cork County</b>	89	0%	0%	5%	73%
<b>Cork City</b>	87	0%	0%	0%	100%
<b>Kerry County</b>	94	0%	0%	0%	75%
<b>Limerick City and County</b>	17	54%	72%	95%	100%
<b>Tipperary County</b>	49	1%	7%	49%	100%
<b>Waterford City and County</b>	100	0%	0%	0%	39%
<b>Ulster</b>	26	17%	61%	89%	100%
<b>Northern Ireland</b>	22	19%	68%	95%	100%
<b>Cavan County</b>	76	0%	0%	0%	100%
<b>Donegal County</b>	39	4%	28%	71%	100%
<b>Monaghan County</b>	50	0%	0%	55%	100%

## Appendix H - Heating Methods

### Appendix H.1 - Sample Size Details

Region	Number of sites reporting at least one heating method				
	Total	Private		Public	Other
		Hotel	Non-hotel		
Island of Ireland	350	184	45	80	41
Republic of Ireland	300	170	44	47	39
Northern Ireland	50	14	1	33	2

### Appendix H.2 - Island of Ireland

Heating method	Number of pools using method					Percentage of pools using method				
	Total	Private		Public	Other	Total	Private		Public	Other
		Hotel	Non-hotel				Hotel	Non-hotel		
Oil	33	15	2	8	8	9%	8%	4%	10%	20%
Gas	192	90	27	51	24	55%	49%	60%	64%	59%
Electricity	44	29	1	13	1	13%	16%	2%	16%	2%
Solar	6	2	1	2	1	2%	1%	2%	3%	2%
Heat pump	73	43	11	12	7	21%	23%	24%	15%	17%
Other	19	9	4	3	3	5%	5%	9%	4%	7%

### Appendix H.3 - Republic of Ireland

Heating method	Number of pools using method					Percentage of pools using method				
	Total	Private		Public	Other	Total	Private		Public	Other
		Hotel	Non-hotel				Hotel	Non-hotel		
Oil	29	15	2	4	8	10%	9%	5%	9%	21%
Gas	172	89	26	33	24	57%	52%	59%	70%	62%
Electricity	36	27	1	7	1	12%	16%	2%	15%	3%
Solar	6	2	1	2	1	2%	1%	2%	4%	3%
Heat pump	54	32	11	5	6	18%	19%	25%	11%	15%
Other	18	9	4	3	2	6%	5%	9%	6%	5%

### Appendix H.4 - Northern Ireland

Heating method	Number of pools using method					Percentage of pools using method				
	Total	Private		Public	Other	Total	Private		Public	Other
		Hotel	Non-hotel				Hotel	Non-hotel		
Oil	4	0	0	4	0	8%	0%	0%	12%	0%
Gas	20	1	1	18	0	40%	7%	100%	55%	0%
Electricity	8	2	0	6	0	16%	14%	0%	18%	0%
Solar	0	0	0	0	0	0%	0%	0%	0%	0%
Heat pump	19	11	0	7	1	38%	79%	0%	21%	50%
Other	1	0	0	0	1	2%	0%	0%	0%	50%

## Appendix I - Pay-as-you-go and Membership

Statistics in this section derive from a sample of respondents who gave full data on pay-as-you-go and membership availability. When percentages are given, they are given relative to the sample. The size of this sample can be found below, in Appendix I.1.

### Appendix I.1 - Sample Size

	Number of sites					Number of sites in sample				
	Total	Private		Public	Other	Total	Private		Public	Other
		Hotel	Non-hotel				Hotel	Non-hotel		
<b>Island of Ireland</b>	404	216	52	87	49	383	206	47	85	45
<b>Republic of Ireland</b>	346	198	50	51	47	327	189	46	49	43
<b>Northern Ireland</b>	58	18	2	36	2	56	17	1	36	2
<b>Connacht</b>	55	38	5	9	3	53	37	4	9	3
<b>Galway</b>	24	16	3	3	2	22	15	2	3	2
Galway County	13	9	1	2	1	11	8	0	2	1
Galway City	11	7	2	1	1	11	7	2	1	1
Leitrim County	2	1	0	1	0	2	1	0	1	0
Mayo County	15	11	0	4	0	15	11	0	4	0
Roscommon County	5	4	1	0	0	5	4	1	0	0
Sligo County	9	6	1	1	1	9	6	1	1	1
<b>Leinster</b>	152	63	34	28	27	140	60	31	26	23
Carlow County	3	2	0	0	1	3	2	0	0	1
<b>Dublin</b>	71	18	17	14	22	66	18	16	13	19
Fingal County	12	4	2	0	6	11	4	1	0	6
Dublin City	34	7	11	8	8	33	7	11	8	7
Dun Laoghaire-Rathdown	16	4	3	4	5	13	4	3	3	3
South Dublin County	9	3	1	2	3	9	3	1	2	3
Kildare County	13	8	4	0	1	10	6	4	0	0
Kilkenny County	6	5	0	1	0	6	5	0	1	0
Laois County	7	5	0	1	1	6	4	0	1	1
Longford County	3	1	1	1	0	2	1	0	1	0
Louth County	10	4	4	2	0	10	4	4	2	0
Meath County	8	3	4	1	0	7	3	4	0	0
Offaly County	6	3	1	0	2	6	3	1	0	2
Westmeath County	6	4	1	1	0	5	4	0	1	0
Wexford County	11	6	2	3	0	11	6	2	3	0
Wicklow County	8	4	0	4	0	8	4	0	4	0
<b>Munster</b>	111	76	9	11	15	108	73	9	11	15
Clare County	10	6	0	1	3	9	5	0	1	3
<b>Cork</b>	41	26	6	6	3	41	26	6	6	3
Cork County	23	16	2	4	1	23	16	2	4	1
Cork City	18	10	4	2	2	18	10	4	2	2
Kerry County	24	19	1	1	3	22	17	1	1	3
Limerick City and County	13	8	2	1	2	13	8	2	1	2
Tipperary County	13	9	0	2	2	13	9	0	2	2
Waterford City and County	10	8	0	0	2	10	8	0	0	2
<b>Ulster</b>	86	39	4	39	4	82	36	3	39	4
<i>Northern Ireland</i>	58	18	2	36	2	56	17	1	36	2
Cavan County	4	2	0	1	1	4	2	0	1	1
Donegal County	20	16	2	1	1	18	14	2	1	1
Monaghan County	4	3	0	1	0	4	3	0	1	0

## Appendix I - Pay-as-you-go and Membership

### Appendix I.2 - Any Pay-As-You-Go, Any Membership

	Number of sites which offer PAYG										Number of sites which offer membership																	
	Total		Private				Public				Other				Total		Private				Public				Other			
			Hotel	Non-hotel	Public	Other	Hotel	Non-hotel	Public	Other	Hotel	Non-hotel	Public	Other			Hotel	Non-hotel	Public	Other	Hotel	Non-hotel	Public	Other				
<b>Island of Ireland</b>	222	58%	72	35%	28	60%	83	98%	39	87%	359	94%	198	96%	44	94%	80	94%	37	82%								
<b>Republic of Ireland</b>	175	54%	62	33%	27	59%	49	100%	37	86%	305	93%	182	96%	43	93%	45	92%	35	81%								
<b>Northern Ireland</b>	47	84%	10	59%	1	100%	34	94%	2	100%	54	96%	16	94%	1	100%	35	97%	2	100%								
<b>Connacht</b>	26	49%	11	30%	3	75%	9	100%	3	100%	49	92%	36	97%	4	100%	8	89%	1	33%								
<b>Galway</b>	8	36%	1	7%	2	100%	3	100%	2	100%	20	91%	14	93%	2	100%	3	100%	1	50%								
<b>Galway County</b>	4	36%	1	13%	0		2	100%	1	100%	10	91%	8	100%	0		2	100%	0	0%								
<b>Galway City</b>	4	36%	0	0%	2	100%	1	100%	1	100%	10	91%	6	86%	2	100%	1	100%	1	100%								
<b>Leitrim County</b>	1	50%	0	0%	0		1	100%	0		2	100%	1	100%	0		1	100%	0									
<b>Mayo County</b>	11	73%	7	64%	0		4	100%	0		14	93%	11	100%	0		3	75%	0									
<b>Roscommon County</b>	1	20%	0	0%	1	100%	0		0		5	100%	4	100%	1	100%	0		0									
<b>Sligo County</b>	5	56%	3	50%	0	0%	1	100%	1	100%	8	89%	6	100%	1	100%	1	100%	0	0%								
<b>Leinster</b>	80	57%	18	30%	18	58%	26	100%	18	78%	131	94%	60	100%	28	90%	24	92%	19	83%								
<b>Carlow County</b>	2	67%	1	50%	0		0		1	100%	2	67%	2	100%	0		0		0	0%								
<b>Dublin</b>	38	58%	3	17%	8	50%	13	100%	14	74%	60	91%	18	100%	13	81%	12	92%	17	89%								
<b>Fingal County</b>	7	64%	1	25%	1	100%	0		5	83%	10	91%	4	100%	0	0%	0		6	100%								
<b>Dublin City</b>	19	58%	1	14%	6	55%	8	100%	4	57%	29	88%	7	100%	9	82%	7	88%	6	86%								
<b>Dun Laoghaire-Rathdown</b>	6	46%	0	0%	1	33%	3	100%	2	67%	13	100%	4	100%	3	100%	3	100%	3	100%								
<b>South Dublin County</b>	6	67%	1	33%	0	0%	2	100%	3	100%	8	89%	3	100%	1	100%	2	100%	2	67%								
<b>Kildare County</b>	5	50%	2	33%	3	75%	0		0		10	100%	6	100%	4	100%	0		0									
<b>Kilkenny County</b>	3	50%	2	40%	0		1	100%	0		6	100%	5	100%	0		1	100%	0									
<b>Laois County</b>	4	67%	2	50%	0		1	100%	1	100%	6	100%	4	100%	0		1	100%	1	100%								
<b>Longford County</b>	1	50%	0	0%	0		1	100%	0		2	100%	1	100%	0		1	100%	0									
<b>Louth County</b>	3	30%	0	0%	1	25%	2	100%	0		10	100%	4	100%	4	100%	2	100%	0									
<b>Meath County</b>	6	86%	2	67%	4	100%	0		0		7	100%	3	100%	4	100%	0		0									
<b>Offaly County</b>	5	83%	2	67%	1	100%	0		2	100%	5	83%	3	100%	1	100%	0		1	50%								
<b>Westmeath County</b>	2	40%	1	25%	0		1	100%	0		4	80%	4	100%	0		0	0%	0									
<b>Wexford County</b>	6	55%	2	33%	1	50%	3	100%	0		11	100%	6	100%	2	100%	3	100%	0									
<b>Wicklow County</b>	5	63%	1	25%	0		4	100%	0		8	100%	4	100%	0		4	100%	0									
<b>Munster</b>	53	49%	24	33%	4	44%	11	100%	14	93%	100	93%	68	93%	9	100%	10	91%	13	87%								
<b>Clare County</b>	4	44%	0	0%	0		1	100%	3	100%	7	78%	4	80%	0		1	100%	2	67%								
<b>Cork</b>	18	44%	7	27%	2	33%	6	100%	3	100%	40	98%	26	100%	6	100%	5	83%	3	100%								
<b>Cork County</b>	11	48%	5	31%	1	50%	4	100%	1	100%	23	100%	16	100%	2	100%	4	100%	1	100%								
<b>Cork City</b>	7	39%	2	20%	1	25%	2	100%	2	100%	17	94%	10	100%	4	100%	1	50%	2	100%								
<b>Kerry County</b>	15	68%	10	59%	1	100%	1	100%	3	100%	19	86%	14	82%	1	100%	1	100%	3	100%								
<b>Limerick City and County</b>	4	31%	1	13%	1	50%	1	100%	1	50%	12	92%	8	100%	2	100%	1	100%	1	50%								
<b>Tipperary County</b>	6	46%	2	22%	0		2	100%	2	100%	13	100%	9	100%	0		2	100%	2	100%								
<b>Waterford City and County</b>	6	60%	4	50%	0		0		2	100%	9	90%	7	88%	0		0		2	100%								
<b>Ulster</b>	63	77%	19	53%	3	100%	37	95%	4	100%	79	96%	34	94%	3	100%	38	97%	4	100%								
<b>Northern Ireland</b>	47	84%	10	59%	1	100%	34	94%	2	100%	54	96%	16	94%	1	100%	35	97%	2	100%								
<b>Cavan County</b>	3	75%	1	50%	0		1	100%	1	100%	4	100%	2	100%	0		1	100%	1	100%								
<b>Donegal County</b>	10	56%	6	43%	2	100%	1	100%	1	100%	17	94%	13	93%	2	100%	1	100%	1	100%								
<b>Monaghan County</b>	3	75%	2	67%	0		1	100%	0		4	100%	3	100%	0		1	100%	0									

## Appendix I - Pay-as-you-go and Membership

### Appendix I.3 - Pay-As-You-Go or Membership Only

	Number of sites which offer ONLY PAYG										Number of sites which offer ONLY membership									
	Total	Private				Public	Other	Total	Private				Public	Other						
		Hotel	Non-hotel						Hotel	Non-hotel										
<b>Island of Ireland</b>	13	3%	1	0%	1	2%	5	6%	6	13%	150	39%	127	62%	17	36%	2	2%	4	9%
<b>Republic of Ireland</b>	12	4%	1	1%	1	2%	4	8%	6	14%	142	43%	121	64%	17	37%	0	0%	4	9%
<b>Northern Ireland</b>	1	2%	0	0%	0	0%	1	3%	0	0%	8	14%	6	35%	0	0%	2	6%	0	0%
<b>Connacht</b>	3	6%	0	0%	0	0%	1	11%	2	67%	26	49%	25	68%	1	25%	0	0%	0	0%
<b>Galway</b>	1	5%	0	0%	0	0%	0	0%	1	50%	13	59%	13	87%	0	0%	0	0%	0	0%
<b>Galway County</b>	1	9%	0	0%	0	0%	0	0%	1	100%	7	64%	7	88%	0	0%	0	0%	0	0%
<b>Galway City</b>	0	0%	0	0%	0	0%	0	0%	0	0%	6	55%	6	86%	0	0%	0	0%	0	0%
<b>Leitrim County</b>	0	0%	0	0%	0	0%	0	0%	0	0%	1	50%	1	100%	0	0%	0	0%	0	0%
<b>Mayo County</b>	1	7%	0	0%	0	0%	1	25%	0	0%	4	27%	4	36%	0	0%	0	0%	0	0%
<b>Roscommon County</b>	0	0%	0	0%	0	0%	0	0%	0	0%	4	80%	4	100%	0	0%	0	0%	0	0%
<b>Sligo County</b>	1	11%	0	0%	0	0%	0	0%	1	100%	4	44%	3	50%	1	100%	0	0%	0	0%
<b>Leinster</b>	6	4%	0	0%	1	3%	2	8%	3	13%	57	41%	42	70%	11	35%	0	0%	4	17%
<b>Carlow County</b>	1	33%	0	0%	0	0%	0	0%	1	100%	1	33%	1	50%	0	0%	0	0%	0	0%
<b>Dublin</b>	3	5%	0	0%	1	6%	1	8%	1	5%	25	38%	15	83%	6	38%	0	0%	4	21%
<b>Fingal County</b>	1	9%	0	0%	1	100%	0	0%	0	0%	4	36%	3	75%	0	0%	0	0%	1	17%
<b>Dublin City</b>	1	3%	0	0%	0	0%	1	13%	0	0%	11	33%	6	86%	3	27%	0	0%	2	29%
<b>Dun Laoghaire-Rathdown</b>	0	0%	0	0%	0	0%	0	0%	0	0%	7	54%	4	100%	2	67%	0	0%	1	33%
<b>South Dublin County</b>	1	11%	0	0%	0	0%	0	0%	1	33%	3	33%	2	67%	1	100%	0	0%	0	0%
<b>Kildare County</b>	0	0%	0	0%	0	0%	0	0%	0	0%	5	50%	4	67%	1	25%	0	0%	0	0%
<b>Kilkenny County</b>	0	0%	0	0%	0	0%	0	0%	0	0%	3	50%	3	60%	0	0%	0	0%	0	0%
<b>Laois County</b>	0	0%	0	0%	0	0%	0	0%	0	0%	2	33%	2	50%	0	0%	0	0%	0	0%
<b>Longford County</b>	0	0%	0	0%	0	0%	0	0%	0	0%	1	50%	1	100%	0	0%	0	0%	0	0%
<b>Louth County</b>	0	0%	0	0%	0	0%	0	0%	0	0%	7	70%	4	100%	3	75%	0	0%	0	0%
<b>Meath County</b>	0	0%	0	0%	0	0%	0	0%	0	0%	1	14%	1	33%	0	0%	0	0%	0	0%
<b>Offaly County</b>	1	17%	0	0%	0	0%	0	0%	1	50%	1	17%	1	33%	0	0%	0	0%	0	0%
<b>Westmeath County</b>	1	20%	0	0%	0	0%	1	100%	0	0%	3	60%	3	75%	0	0%	0	0%	0	0%
<b>Wexford County</b>	0	0%	0	0%	0	0%	0	0%	0	0%	5	45%	4	67%	1	50%	0	0%	0	0%
<b>Wicklow County</b>	0	0%	0	0%	0	0%	0	0%	0	0%	3	38%	3	75%	0	0%	0	0%	0	0%
<b>Munster</b>	3	3%	1	1%	0	0%	1	9%	1	7%	50	46%	45	62%	5	56%	0	0%	0	0%
<b>Clare County</b>	1	11%	0	0%	0	0%	0	0%	1	33%	4	44%	4	80%	0	0%	0	0%	0	0%
<b>Cork</b>	1	2%	0	0%	0	0%	1	17%	0	0%	23	56%	19	73%	4	67%	0	0%	0	0%
<b>Cork County</b>	0	0%	0	0%	0	0%	0	0%	0	0%	12	52%	11	69%	1	50%	0	0%	0	0%
<b>Cork City</b>	1	6%	0	0%	0	0%	1	50%	0	0%	11	61%	8	80%	3	75%	0	0%	0	0%
<b>Kerry County</b>	1	5%	1	6%	0	0%	0	0%	0	0%	5	23%	5	29%	0	0%	0	0%	0	0%
<b>Limerick City and County</b>	0	0%	0	0%	0	0%	0	0%	0	0%	8	62%	7	88%	1	50%	0	0%	0	0%
<b>Tipperary County</b>	0	0%	0	0%	0	0%	0	0%	0	0%	7	54%	7	78%	0	0%	0	0%	0	0%
<b>Waterford City and County</b>	0	0%	0	0%	0	0%	0	0%	0	0%	3	30%	3	38%	0	0%	0	0%	0	0%
<b>Ulster</b>	1	1%	0	0%	0	0%	1	3%	0	0%	17	21%	15	42%	0	0%	2	5%	0	0%
<b>Northern Ireland</b>	1	2%	0	0%	0	0%	1	3%	0	0%	8	14%	6	35%	0	0%	2	6%	0	0%
<b>Cavan County</b>	0	0%	0	0%	0	0%	0	0%	0	0%	1	25%	1	50%	0	0%	0	0%	0	0%
<b>Donegal County</b>	0	0%	0	0%	0	0%	0	0%	0	0%	7	39%	7	50%	0	0%	0	0%	0	0%
<b>Monaghan County</b>	0	0%	0	0%	0	0%	0	0%	0	0%	1	25%	1	33%	0	0%	0	0%	0	0%

# Appendix I - Pay-as-you-go and Membership

## Appendix I.4 - Both/Neither

	Number of sites which offer BOTH PAYG and membership									Number of sites which offer NEITHER PAYG or membership												
	Total		Private				Public			Other		Total		Private				Public			Other	
			Hotel	Non-hotel		Hotel								Non-hotel	Hotel	Non-hotel						
<b>Island of Ireland</b>	209	55%	71	34%	27	57%	78	92%	33	73%	11	3%	7	3%	2	4%	0	0%	2	4%		
<b>Republic of Ireland</b>	163	50%	61	32%	26	57%	45	92%	31	72%	10	3%	6	3%	2	4%	0	0%	2	5%		
<b>Northern Ireland</b>	46	82%	10	59%	1	100%	33	92%	2	100%	1	2%	1	6%	0	0%	0	0%	0	0%		
<b>Connacht</b>	23	43%	11	30%	3	75%	8	89%	1	33%	1	2%	1	3%	0	0%	0	0%	0	0%		
<b>Galway</b>	7	32%	1	7%	2	100%	3	100%	1	50%	1	5%	1	7%	0	0%	0	0%	0	0%		
<b>Galway County</b>	3	27%	1	13%	0		2	100%	0	0%	0	0%	0	0%	0	0%	0	0%	0	0%		
<b>Galway City</b>	4	36%	0	0%	2	100%	1	100%	1	100%	1	9%	1	14%	0	0%	0	0%	0	0%		
<b>Leitrim County</b>	1	50%	0	0%	0		1	100%	0		0	0%	0	0%	0	0%	0	0%	0			
<b>Mayo County</b>	10	67%	7	64%	0		3	75%	0		0	0%	0	0%	0	0%	0	0%	0			
<b>Roscommon County</b>	1	20%	0	0%	1	100%	0		0		0	0%	0	0%	0	0%	0	0				
<b>Sligo County</b>	4	44%	3	50%	0	0%	1	100%	0	0%	0	0%	0	0%	0	0%	0	0%	0	0%		
<b>Leinster</b>	74	53%	18	30%	17	55%	24	92%	15	65%	3	2%	0	0%	2	6%	0	0%	1	4%		
<b>Carlow County</b>	1	33%	1	50%	0		0		0	0%	0	0%	0	0%	0	0%	0	0	0	0%		
<b>Dublin</b>	35	53%	3	17%	7	44%	12	92%	13	68%	3	5%	0	0%	2	13%	0	0%	1	5%		
<b>Fingal County</b>	6	55%	1	25%	0	0%	0		5	83%	0	0%	0	0%	0	0%	0	0	0	0%		
<b>Dublin City</b>	18	55%	1	14%	6	55%	7	88%	4	57%	3	9%	0	0%	2	18%	0	0%	1	14%		
<b>Dun Laoghaire-Rathdown</b>	6	46%	0	0%	1	33%	3	100%	2	67%	0	0%	0	0%	0	0%	0	0%	0	0%		
<b>South Dublin County</b>	5	56%	1	33%	0	0%	2	100%	2	67%	0	0%	0	0%	0	0%	0	0%	0	0%		
<b>Kildare County</b>	5	50%	2	33%	3	75%	0		0		0	0%	0	0%	0	0%	0	0				
<b>Kilkenny County</b>	3	50%	2	40%	0		1	100%	0		0	0%	0	0%	0	0%	0	0%	0			
<b>Laois County</b>	4	67%	2	50%	0		1	100%	1	100%	0	0%	0	0%	0	0%	0	0%	0	0%		
<b>Longford County</b>	1	50%	0	0%	0		1	100%	0		0	0%	0	0%	0	0%	0	0%	0			
<b>Louth County</b>	3	30%	0	0%	1	25%	2	100%	0		0	0%	0	0%	0	0%	0	0%	0			
<b>Meath County</b>	6	86%	2	67%	4	100%	0		0		0	0%	0	0%	0	0%	0	0				
<b>Offaly County</b>	4	67%	2	67%	1	100%	0		1	50%	0	0%	0	0%	0	0%	0	0	0	0%		
<b>Westmeath County</b>	1	20%	1	25%	0		0	0%	0		0	0%	0	0%	0	0%	0	0%	0			
<b>Wexford County</b>	6	55%	2	33%	1	50%	3	100%	0		0	0%	0	0%	0	0%	0	0%	0			
<b>Wicklow County</b>	5	63%	1	25%	0		4	100%	0		0	0%	0	0%	0	0%	0	0%	0			
<b>Munster</b>	50	46%	23	32%	4	44%	10	91%	13	87%	5	5%	4	5%	0	0%	0	0%	1	7%		
<b>Clare County</b>	3	33%	0	0%	0		1	100%	2	67%	1	11%	1	20%	0	0%	0	0%	0	0%		
<b>Cork</b>	17	41%	7	27%	2	33%	5	83%	3	100%	0	0%	0	0%	0	0%	0	0%	0	0%		
<b>Cork County</b>	11	48%	5	31%	1	50%	4	100%	1	100%	0	0%	0	0%	0	0%	0	0%	0	0%		
<b>Cork City</b>	6	33%	2	20%	1	25%	1	50%	2	100%	0	0%	0	0%	0	0%	0	0%	0	0%		
<b>Kerry County</b>	14	64%	9	53%	1	100%	1	100%	3	100%	2	9%	2	12%	0	0%	0	0%	0	0%		
<b>Limerick City and County</b>	4	31%	1	13%	1	50%	1	100%	1	50%	1	8%	0	0%	0	0%	0	0%	1	50%		
<b>Tipperary County</b>	6	46%	2	22%	0		2	100%	2	100%	0	0%	0	0%	0	0%	0	0%	0	0%		
<b>Waterford City and County</b>	6	60%	4	50%	0		0		2	100%	1	10%	1	13%	0	0%	0	0%	0	0%		
<b>Ulster</b>	62	76%	19	53%	3	100%	36	92%	4	100%	2	2%	2	6%	0	0%	0	0%	0	0%		
<b>Northern Ireland</b>	46	82%	10	59%	1	100%	33	92%	2	100%	1	2%	1	6%	0	0%	0	0%	0	0%		
<b>Cavan County</b>	3	75%	1	50%	0		1	100%	1	100%	0	0%	0	0%	0	0%	0	0%	0	0%		
<b>Donegal County</b>	10	56%	6	43%	2	100%	1	100%	1	100%	1	6%	1	7%	0	0%	0	0%	0	0%		
<b>Monaghan County</b>	3	75%	2	67%	0		1	100%	0		0	0%	0	0%	0	0%	0	0%	0	0%		

## Appendix J - Regional Availability of Facilities for Competitive Swimming Clubs

	Number of sites in sample					Number of sites available for competitive swimming clubs									
	Total	Private		Public	Other	Total	Private				Public	Other			
		Hotel	Non-hotel				Hotel	Non-hotel	Hotel	Non-hotel					
<b>Island of Ireland</b>	383	206	47	85	45	111	29%	10	5%	13	28%	59	69%	29	64%
<b>Republic of Ireland</b>	327	189	46	49	43	86	26%	10	5%	13	28%	36	73%	27	63%
<b>Northern Ireland</b>	56	17	1	36	2	25	45%	0	0%	0	0%	23	64%	2	100%
<b>Connacht</b>	53	37	4	9	3	8	15%	0	0%	1	25%	6	67%	1	33%
<b>Galway</b>	22	15	2	3	2	2	9%	0	0%	0	0%	1	33%	1	50%
Galway County	11	8	0	2	1	1	9%	0	0%	0		0	0%	1	100%
Galway City	11	7	2	1	1	1	9%	0	0%	0	0%	1	100%	0	0%
Leitrim County	2	1	0	1	0	1	50%	0	0%	0		1	100%	0	
Mayo County	15	11	0	4	0	3	20%	0	0%	0		3	75%	0	
Roscommon County	5	4	1	0	0	1	20%	0	0%	1	100%	0		0	
Sligo County	9	6	1	1	1	1	11%	0	0%	0	0%	1	100%	0	0%
<b>Leinster</b>	140	60	31	26	23	48	34%	4	7%	10	32%	20	77%	14	61%
Carlow County	3	2	0	0	1	1	33%	0	0%	0		0		1	100%
<b>Dublin</b>	66	18	16	13	19	23	35%	0	0%	3	19%	9	69%	11	58%
Fingal County	11	4	1	0	6	5	45%	0	0%	0	0%	0		5	83%
Dublin City	33	7	11	8	7	10	30%	0	0%	2	18%	6	75%	2	29%
Dun Laoghaire-Rathdown	13	4	3	3	3	4	31%	0	0%	0	0%	2	67%	2	67%
South Dublin County	9	3	1	2	3	4	44%	0	0%	1	100%	1	50%	2	67%
Kildare County	10	6	4	0	0	3	30%	0	0%	3	75%	0		0	
Kilkenny County	6	5	0	1	0	2	33%	1	20%	0		1	100%	0	
Laois County	6	4	0	1	1	3	50%	1	25%	0		1	100%	1	100%
Longford County	2	1	0	1	0	0	0%	0	0%	0		0	0%	0	
Louth County	10	4	4	2	0	1	10%	0	0%	0	0%	1	50%	0	
Meath County	7	3	4	0	0	3	43%	1	33%	2	50%	0		0	
Offaly County	6	3	1	0	2	2	33%	0	0%	1	100%	0		1	50%
Westmeath County	5	4	0	1	0	2	40%	1	25%	0		1	100%	0	
Wexford County	11	6	2	3	0	4	36%	0	0%	1	50%	3	100%	0	
Wicklow County	8	4	0	4	0	4	50%	0	0%	0		4	100%	0	
<b>Munster</b>	108	73	9	11	15	25	23%	6	8%	2	22%	7	64%	10	67%
Clare County	9	5	0	1	3	2	22%	0	0%	0		0	0%	2	67%
<b>Cork</b>	41	26	6	6	3	9	22%	2	8%	1	17%	4	67%	2	67%
Cork County	23	16	2	4	1	6	26%	1	6%	0	0%	4	100%	1	100%
Cork City	18	10	4	2	2	3	17%	1	10%	1	25%	0	0%	1	50%
Kerry County	22	17	1	1	3	2	9%	0	0%	0	0%	1	100%	1	33%
Limerick City and County	13	8	2	1	2	5	38%	1	13%	1	50%	1	100%	2	100%
Tipperary County	13	9	0	2	2	2	15%	0	0%	0		1	50%	1	50%
Waterford City and County	10	8	0	0	2	5	50%	3	38%	0		0		2	100%
<b>Ulster</b>	82	36	3	39	4	30	37%	0	0%	0	0%	26	67%	4	100%
<i>Northern Ireland</i>	56	17	1	36	2	25	45%	0	0%	0	0%	23	64%	2	100%
Cavan County	4	2	0	1	1	2	50%	0	0%	0		1	100%	1	100%
Donegal County	18	14	2	1	1	2	11%	0	0%	0	0%	1	100%	1	100%
Monaghan County	4	3	0	1	0	1	25%	0	0%	0		1	100%	0	

**SWIM  
IRELAND**

Swim Ireland,  
Irish Sport HQ,  
Sport Ireland Campus,  
Blanchardstown,  
Dublin 15

 [admin@swimireland.ie](mailto:admin@swimireland.ie)

 [swimireland.ie](http://swimireland.ie)



